



UNIVERSITEIT
GENT

fedasil
FEDERAL AGENCY FOR THE
RECEPTION OF ASYLUM SEEKERS



MODULE 11

Digital keys




Digital keys

Without an electronic identity card (eID), you need a digital key to identify on the online public services.

? 1. What do you need?

Take with you:

- your **Orange Card (1)**
- your **personal email address (2)**




1



2

@ 2. Identify and register

1. Go to the **registration office of your commune** (or online, if possible) to **identify** yourself and **register**.



2. You will receive:

- an **activation code on paper (1)**
- an **activation link by e-mail (2)**



1



2

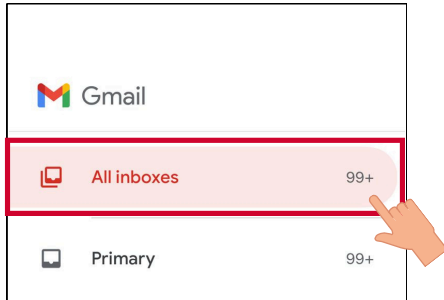


Digital keys

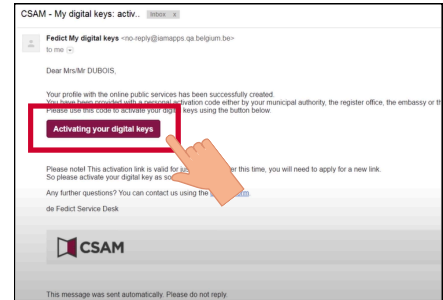


3. Get a digital key

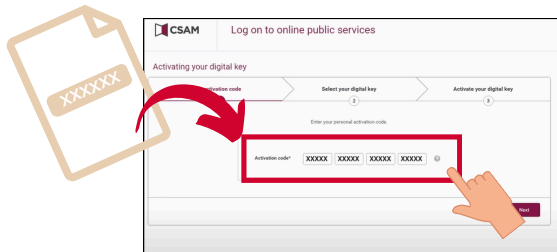
1. Check your inbox and **open the email** you have just received.



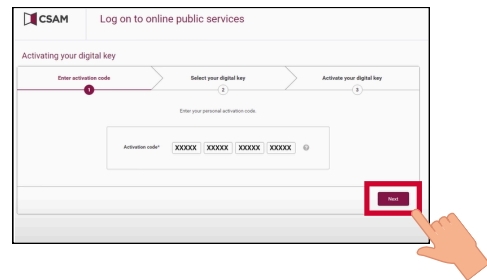
2. Click on the **activation link** and then click on **“Activate your digital keys”**.



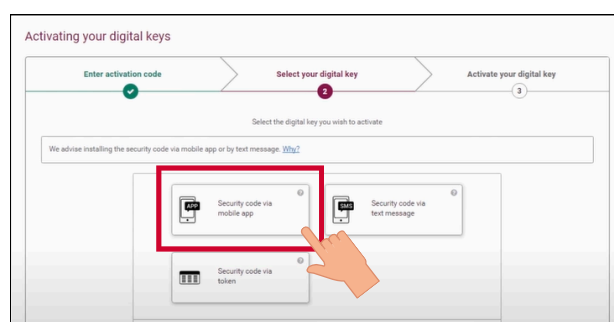
3. Enter the **activation code** you have received (on paper) at the registration office.



4. Click on **“Next”**.



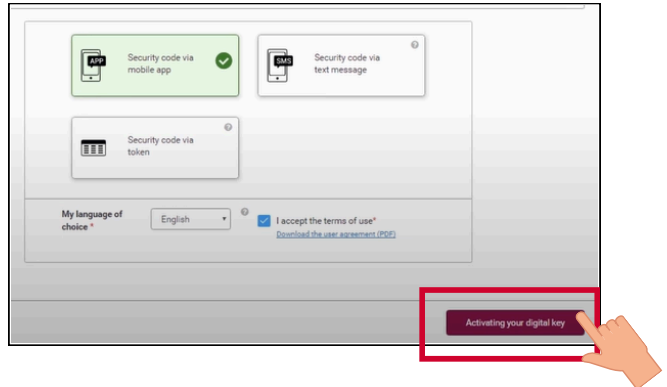
5. **Choose the digital key** you wish to use to access the online services (we advise you to choose the security code via the mobile application).





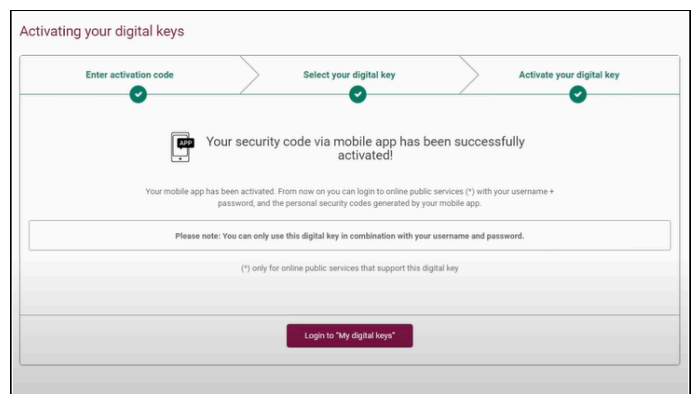
Digital keys

6. Click on “**Activate your digital key**”.



7. You will then need to choose a **username** and a **password** before clicking on “**Next**”.

8. Once the digital key is activated, you will be able to **log into the online services** of the Belgian administration.



Module 11 - Digital keys
is now available on video !



[Click here](#) or scan the QR Code
below to watch it:





You have completed
module 11 - Digital keys



